

Internet Access Guide in public area For Guests

2021 12 02

We provide wireless(Wi-Fi) and Wired-LAN internet connection services at the many public areas in Hiroshima University.

- The posters and logos indicate the locations where you can access the Internet.
- For Guest members, we provide SSID [eduroam] (Wi-Fi).
- Carrier Wi-Fi services (docomo/au/Softbank/Wi2)



For more information, you can get the following site.


Information Media Center top page → “HINET WiFi/Guest”

<https://www.media.hiroshima-u.ac.jp/services/hinet/wifi>

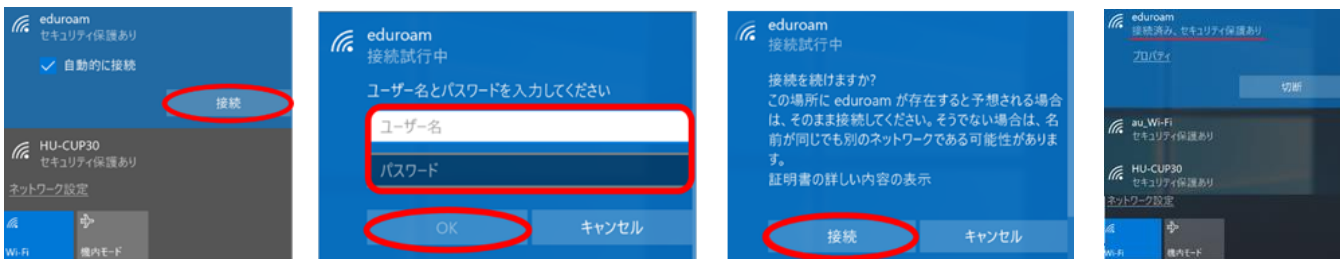
◆ Access Procedures [eduroam] ◆

- Configure your computer for automatic IP address acquisition (DHCP).
- In case of ‘Guest Account’
Please select SSID : eduroam, enter User name : “**Guest Account@hiroshima-u.ac.jp**” and Password.
- In case of ‘eduroam ID’
Please select SSID : eduroam, enter your eduroam ID and eduroam Password.


【Windows OS】

Click the wireless icon (Windows 10 ) , and select **eduroam** , and then click *Connect*.

In the dialog box that follows, enter User name and Password, and click *OK*. After the *Verify Certificate* dialog box appears, click *Connect*.



【Mac OS】

Click the wireless icon  , and turn *AirPort on*, and then select **eduroam**. In the dialog box that follows, enter User name and Password, and then click *Connect*.



【iOS (iPhone/iPad)】

Click the *setting menu*. Select *Wi-fi*, and select *eduroam*. In the dialog box that follows, enter User name and Password, and then click *Connect*. After the *Verify Certificate* dialog box appears, click *OK*.



【Android】

Click the *setting menu*. Select *Wi-fi*, and select *eduroam*. In the dialog box that follows, select EAP:PEAP, and enter User name and Password, and then click *Connect*.



◆ Wired-LAN in Hiroshima University Faculty Club ◆

When you open your web browser (Internet Explorer, Firefox, Safari, etc), User Authentication site will appear automatically.

→ <http://hinet.hiroshima-u.ac.jp>



- 1) Enter your **Guest Account** (account@hiroshima-u.ac.jp) and **Password**, and then click **LOGIN**
- 2) It is network connection completion, if displayed saying "Login succeeded "

For Inquiries

- For questions about using Internet Access Points:

Information Media Center Hiroshima University

URL: <http://www.media.hiroshima-u.ac.jp/helpdesk/>

Office hours: [Monday-Friday:8:30-16:30]

Main Office Tel: 082-424-6252 Ext: (Higashi-Hiroshima) 84-6252

East Branch Tel: 082-424-6325 Ext: (Higashi-Hiroshima) 84-6325

Kasumi Branch Tel: 082-257-1580 Ext: (Kasumi) 83-6033

Nightshift hours: [Monday-Friday:16:30-20:45] [Saturday:10:00-16:45]

[Only for the semester period, the student staff answers a telephone in this time.]

West Branch Tel: 082-424-6325 Ext: (Higashi-Hiroshima) 84-6325