

# Easy Setup Guide (1)

## What is multi-factor authentication for HIRODAI ID?

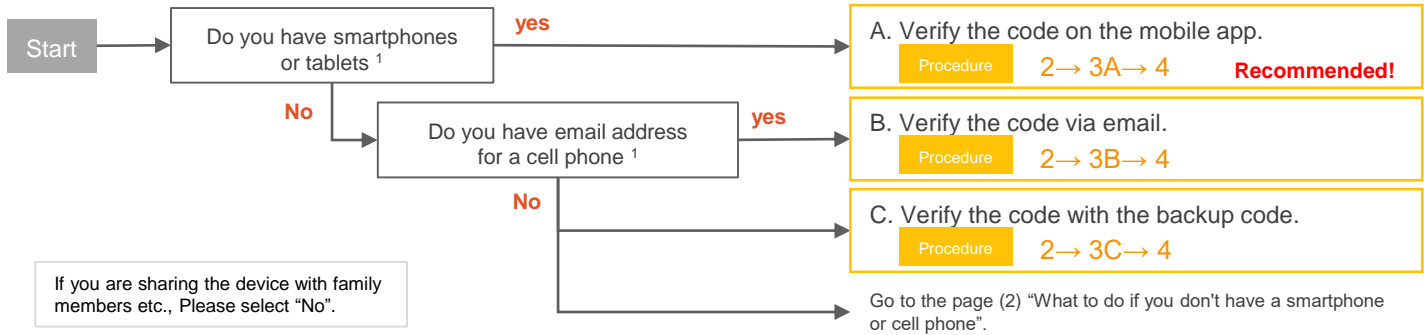
- ✓ A Hirodai ID is a staff number, student number, or user registration card number (e.g., B209999)
- ✓ Login to **My Momiji**, **Iroha**, **Bb9**, etc.
- ✓ When accessing from off-campus, authentication by a second factor (a device different from the computer) is required.



Instruction webpage  
(HIRODAI ID)

The setting depends on the device used as the second factor. Please prepare your smartphone, cell phone, or other second devices.

## 1 Decide the second factor you use



## 2 Apply Multi-Factor Authentication using your personal computer

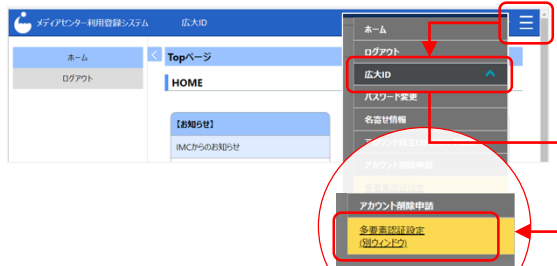
Access the **IMC Registration System** with your computer browser.

Access the following URL

<https://reg.huc.hiroshima-u.ac.jp>



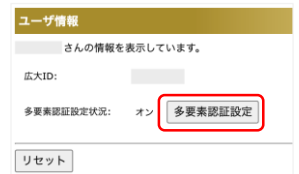
① Enter your password from  
[Login by HIRODAI ID]



② Click [広大ID] in menu  
→ Multi-Factor Authentication Settings



③ Login with HIRODAI ID  
and password



④ Click  
[Multi-Factor authentication Settings]

Next, proceed to the settings for either 3A, 3B, or 3C.

## 3A Set up with the mobile app

Download the app and read the QR code.



① Install  
[Microsoft Authenticator].



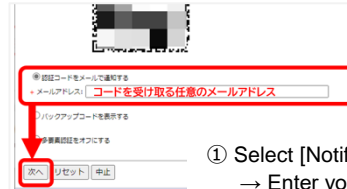
② Launch the application → Add  
→ Work or school account  
→ Scan the QR code.

③ The code displayed on the application  
(6 digits) in the Authentication Code field  
to confirm.

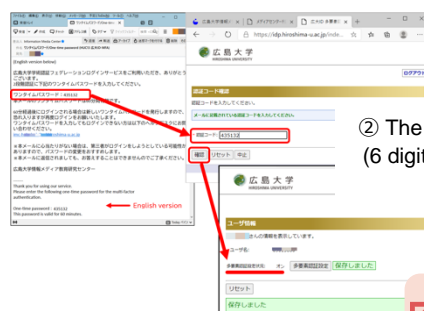
✓ When the MFA status is [ON],  
the setting is complete .

## 3B Set up with the email address

Specify the email address to receive the code.



① Select [Notify me of the authentication code by e-mail].  
→ Enter your email address to receive the code.



② The code displayed on the application  
(6 digits) in the Authentication Code field  
to confirm.

✓ When the MFA status is [ON],  
the setting is complete .

# Multi-Factor Authentication (MFA) Easy Setup Guide (2)

HIRODAI ID

## 3C Get the backup code

The backup code is to allow you to log in even if you cannot authenticate your phone app or authenticate via email.



When the MFA status is [ON], the setting is complete.

Select [Show backup code].  
→ Record the 10 codes that are displayed.

## 4 Confirm the MFA configuration after set up

Finally, let's confirm whether multi-factor authentication actually works.

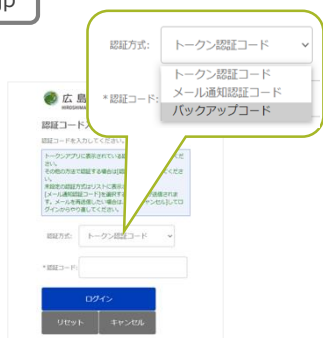
Multi-factor authentication will be **skipped when you access from the campus network**, so please use an off-campus network (such as home or tethering from smartphone, eduroam, etc.) to check the operation.

<https://reg.huc.hiroshima-u.ac.jp>

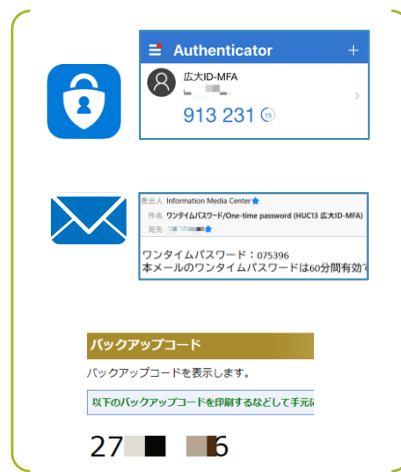
### ① Access the IMC Registration System



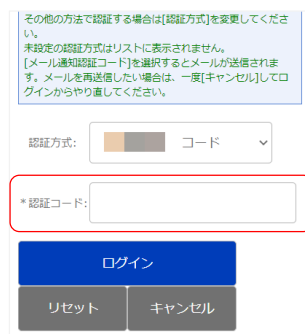
### ② Login with HIRODAI ID and password.



### ③ Select [Authentication method].



### ④ Authenticate with the second factor



### ⑤ Enter the code to complete the login.

## When in trouble

- Is there any way to check the current multi-factor authentication status?
  - ✓ If you are prompted to enter a code after entering your password when logging in to IROHA or MOMIJI from an off-campus network (such as home or smartphone tethering), the setting is enabled.
- What should I do if I change my phone?
  - ✓ You will need to change the authentication method. You will need to change the authentication method. If you are on the campus network (HU-CUP, etc.), the second factor will be skipped, so please connect to the campus network and change the authentication method.
- How do I disable multifactor authentication setting?
  - ✓ Select [Turn off multi-factor authentication] according to "Section 2. Enable Multi-Factor Authentication using your personal computer".



IMC FAQ Site

## What to do if you don't have a smartphone or a cell phone

Multi-factor authentication can be performed using an extension of the web browser of the computer being used.

Please use this service **only if you set a login password on your computer and manage it well so that it cannot be used by others.**

FAQ page  
[https://help.media.hiroshima-u.ac.jp/index.php?solution\\_id=1170](https://help.media.hiroshima-u.ac.jp/index.php?solution_id=1170)

For inquiries about the setting method, please contact  
Information Media Center  
<https://www.media.hiroshima-u.ac.jp>